



CHENMKO ENTERPRISE CO.,LTD

**RB151PT
THRU
RB157PT**

Lead free devices

SINGLE-PHASE GLASS PASSIVATED SILICON BRIDGE RECTIFIER

VOLTAGE RANGE 50 - 1000 Volts CURRENT 1.5 Amperes

FEATURES

- * High reverse voltage to 1000V
- * Surge overload rating - 50 Amperes peak
- * Good for printed circuit board assembly

MECHANICAL DATA

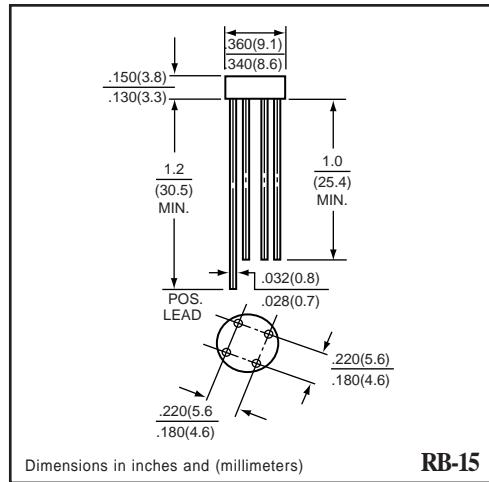
Case: JEDEC RB-15 molded plastic
Terminals: Plated leads solderable per MIL-STD-750, Method 2026
Mounting position: Any
Polarity: Polarity symbols marked on body
Weight: 1.04 grams

MAXIMUM RATINGS AND ELECTRICAL CHARACTERISTICS

Ratings at 25°C ambient temperature unless otherwise specified.
 Single phase, half wave, 60 Hz, resistive or inductive load.
 For capacitive load, derate current by 20%.



RB-15



RB-15

MAXIMUM RATINGS (At TA = 25°C unless otherwise noted)

RATINGS	SYMBOL	RB151PT	RB152PT	RB153PT	RB154PT	RB155PT	RB156PT	RB157PT	UNITS
Maximum Recurrent Peak Reverse Voltage	VRRM	50	100	200	400	600	800	1000	Volts
Maximum RMS Voltage	VRMS	35	70	140	280	420	560	700	Volts
Maximum DC Blocking Voltage	VDC	50	100	200	400	600	800	1000	Volts
Maximum Average Forward Rectified Current at TA = 25°C	Io	1.5							Amps
Peak Forward Surge Current 8.3 ms single half sine-wave superimposed on rated load (JEDEC method)	IFSM	50							Amps
Operating Temperature Range	TJ	-55 to +125							°C
Storage Temperature Range	TSTG	-55 to +150							°C

ELECTRICAL CHARACTERISTICS (At TA = 25°C unless otherwise noted)

CHARACTERISTICS	SYMBOL	RB151PT	RB152PT	RB153PT	RB154PT	RB155PT	RB156PT	RB157PT	UNITS
Maximum Instantaneous Forward Voltage at 1.0 A DC	VF	1.0							Volts
Maximum Reverse Current at rated	IR	10							uAmps
DC blocking Voltage per element									0.2

RATING CHARACTERISTIC CURVES (RB151PT THRU RB157PT)

FIG. 1 - TYPICAL FORWARD CURRENT DERATING CURVE

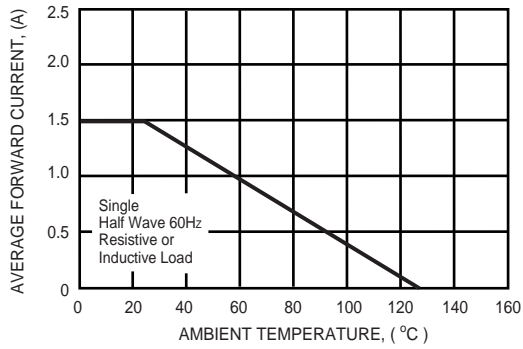


FIG. 2 - MAXIMUM NON-REPETITIVE FORWARD SURGE CURRENT

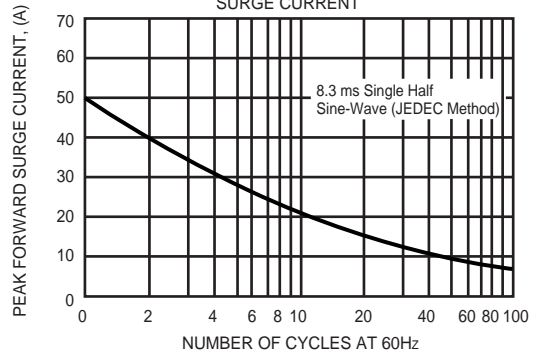


FIG. 3 - TYPICAL INSTANTANEOUS FORWARD CHARACTERISTICS

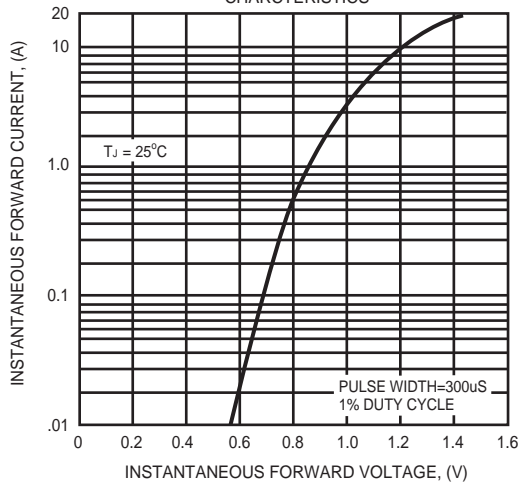


FIG. 4 - TYPICAL REVERSE CHARACTERISTICS

